


PLATE 5

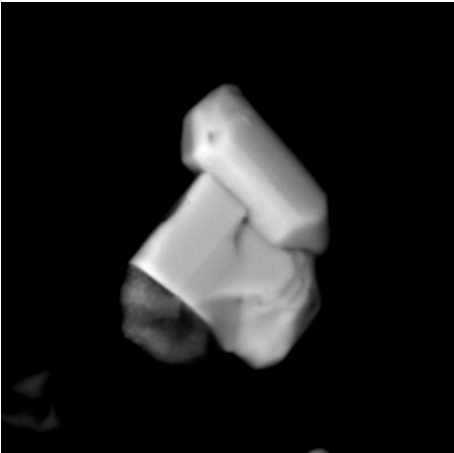
UNOXIDIZED PGM-1




5/1 125 μm



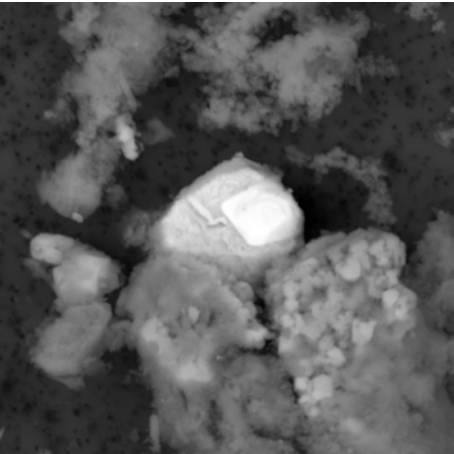
5/2 14 μm



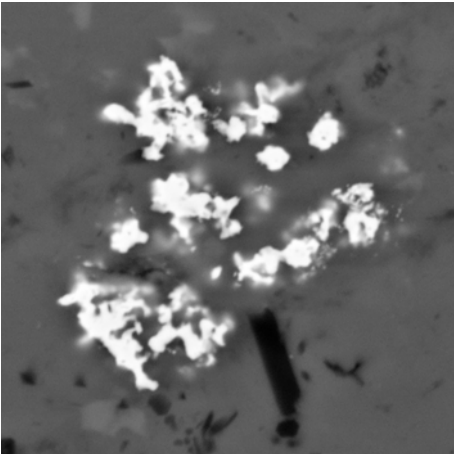
5/3 30 μm




5/4 14 μm



5/5 50 μm



5/6 16 μm

 Click on flag to display the figure captions
Magnifications are given as width of each picture